



# Longridge High School

Excellence and ambition from all, for all

## Longridge High School

### Leavers 2020

### Destinations Information

Report compiled by Kerrie Rogers (Assistant Headteacher – Lead for CEIAG / Mental Health and Wellbeing)

### Context

In the 2020 cohort there were 147 pupils on roll. Male pupils = 70 and female = 77. 10% (15 pupils) were listed as SEND pupils. 22% (33 pupils) of the year group were Pupil Premium. 17 pupils were 'More able' (12%).

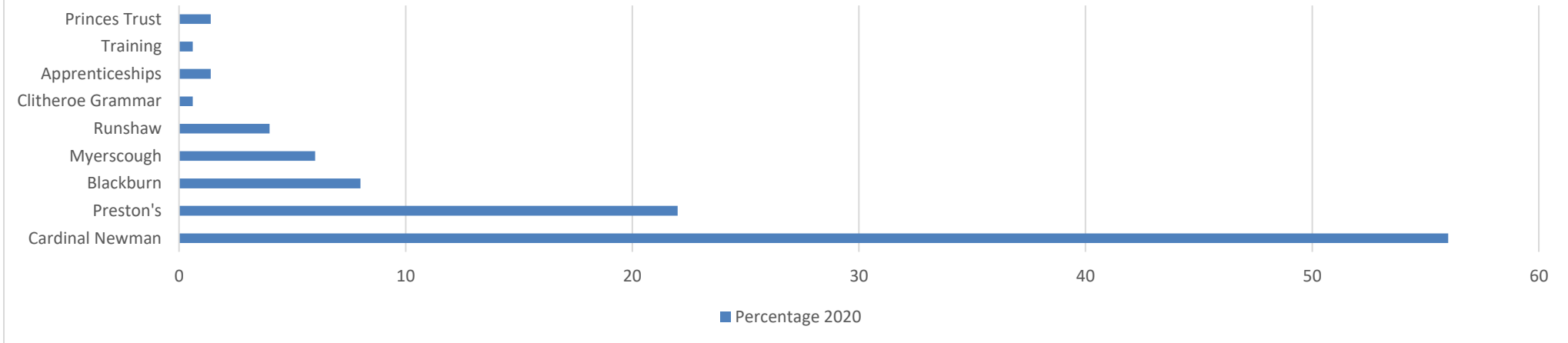
All pupils received at least one interview with an independent careers advisor, with some pupils (PUP/SEND) two interviews during year 10 and/or 11. All pupils are advised to apply for at least two colleges having received non-biased information from all of the local colleges and some training providers through way of assemblies, drop in sessions at lunchtime and visits to the colleges at the end of year 10 and through the open events held by the colleges.

Destination Data 2020	
Destination	Number of students / %
Cardinal Newman College	82 (56%)
Preston's College	32 (22%)
Blackburn College	12 (8%)
Myerscough College	9 (6%)
Runshaw College	6 (4%)
Clitheroe Grammar	1 (0.6%)
Apprenticeships	2 (1.4%)
Training	1 (0.6%)
Princes Trust	2 (1.4%)

Headteacher  
Jane Green BA (Hons), MSc, NPOH.

**Longridge High School**  
Preston Road, Longridge, Preston,  
Lancashire, PR3 3AR  
Tel. 01772 782316  
Email [admin@lhs.lancs.sch.uk](mailto:admin@lhs.lancs.sch.uk)

## Pupil Destinations 2020



### Types of course

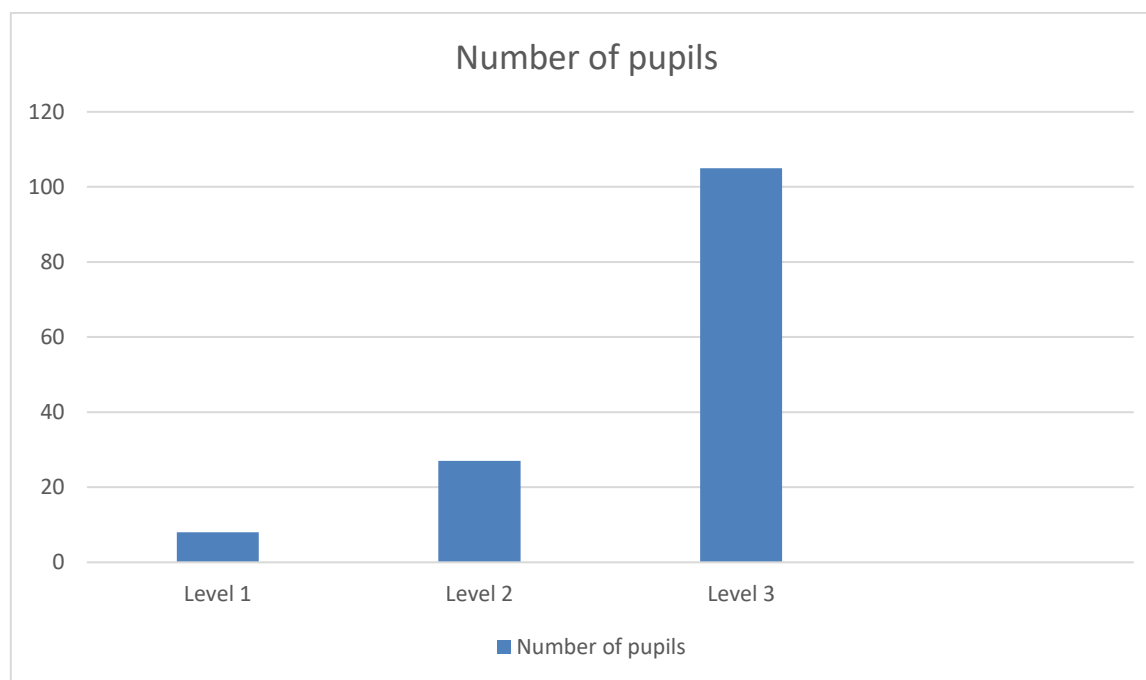
Pupils from our 2020 cohort have gone on to study the following types of course: -

Type of course	No. of students	Male (70)	Female (77)	PP (33)	Non-PP (114)	SEND (15)	More able (17)
A/AS Levels	33 (22%)	19 (27%)	14 (18%)	5 (15%)	28 (25%)	1 (7%)	6 (35%)
Vocational (BTEC / NVQ / Cambridge Technicals etc – all levels)	62 (42%)	33 (47%)	32 (42%)	18 (55%)	44 (39%)	9 (60%)	2 (12%)
Combined (any combination of A-Levels, Vocational or GCSE courses)	46 (31%)	17 (24%)	26 (34%)	8 (24%)	38 (33%)	3 (20%)	8 (47%)
Online Training	1 (0.7%)	0	1 (1.3%)	0	1 (0.9%)	1 (7%)	0
T-Levels	1 (0.7%)	0	1 (1.3%)	0	1 (0.9%)	0	0
Apprenticeship	2 (1.4%)	1 (1.4%)	1 (1.3%)	0	2 (1.8%)	0	1 (6%)
Not stated	2 (1.4%)	0	2 (2.6%)	2 (6%)	0	1 (7%)	0

### Level of study

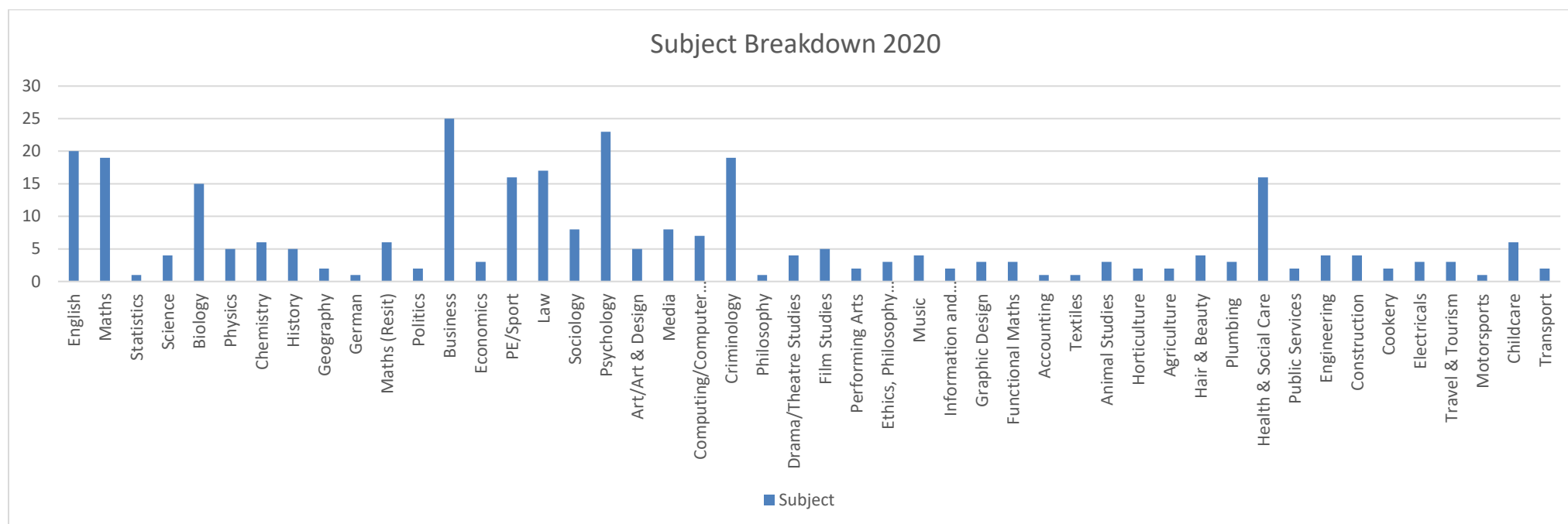
This is a breakdown of the level of study being followed by the 2020 cohort of pupils that have been specified at the time of gathering the information. Some students did not state which level they were studying. Apprenticeship pupils not included in this data: -

Level	Number of pupils	%
1	8	5.4
2	27	18.4
3	105	71.4



## Subject Breakdown

Students from our 2020 cohort went on to study the following subjects.



## Summary

As can be seen, Cardinal Newman College was the most popular destination for this cohort of pupils. The great majority of our pupils – 71% - went on to study a level 3 course, be that A-levels, a vocational course or training. This actual figure could be higher due to 5 pupils not having stated which level of study they had undertaken. A higher percentage of our ex-pupils went on to study a vocational type of course, as opposed to the more academic route of A-Levels. At the time of the information having been gathered, 100% of our 2020 cohort were in education, employment or training. Business Studies was the most popular individual subject, despite this not being offered to this cohort as an option to study at GCSE level. Criminology and Psychology were also popular despite our pupils not having previously studied these subjects.

In years to come, the destinations of each cohort will be compared to the years previous to them to see if there are any patterns or trends in which colleges, training providers and courses our pupils are going on to study.